

RESEARCH ARTICLE

Prevalence of work related musculoskeletal disorders (WMSDs) and ergonomic risk assessment among readymade garment workers of Bangladesh: A cross sectional study

Mohammad Didar Hossain^{1,2*}, Afzal Aftab^{1,2}, Mahmudul Hassan Al Imam³, Ilias Mahmud^{1,4}, Imran Ahmed Chowdhury¹, Razin Iqbal Kabir¹, Malabika Sarker^{1,5}

1 James P. Grant School of Public Health, BRAC University, Mohakhali, Dhaka, Bangladesh, **2** Foundation for Advancement of Innovations in Technology and Health (faith), Dhaka, Bangladesh, **3** Centre for the Rehabilitation of the Paralysed (CRP), CRP-Chapain, Savar, Dhaka, Bangladesh, **4** College of Public Health and Health Informatics, Qassim University, Bukayriah, Qassim, The Kingdom of Saudi Arabia, **5** Institute of Public Health, University of Heidelberg, Heidelberg, Germany

* ddrhossain@yahoo.com



OPEN ACCESS

Citation: Hossain MD, Aftab A, Al Imam MH, Mahmud I, Chowdhury IA, Kabir RI, et al. (2018) Prevalence of work related musculoskeletal disorders (WMSDs) and ergonomic risk assessment among readymade garment workers of Bangladesh: A cross sectional study. PLoS ONE 13(7): e0200122. <https://doi.org/10.1371/journal.pone.0200122>

Editor: Nancy Lan Guo, West Virginia University, UNITED STATES

Received: September 22, 2016

Accepted: June 20, 2018

Published: July 6, 2018

Copyright: © 2018 Hossain et al. This is an open access article distributed under the terms of the [Creative Commons Attribution License](https://creativecommons.org/licenses/by/4.0/), which permits unrestricted use, distribution, and reproduction in any medium, provided the original author and source are credited.

Data Availability Statement: All relevant data are within the paper and its Supporting Information files.

Funding: This study was funded by International Labour Organization (ILO) country office for Bangladesh, Grant number: 5356658, URL: <http://www.ilo.org/dhaka/lang-en/index.htm>. The funders had no role in study design, data collection and

Abstract

Background

Work related Musculoskeletal Disorders (WMSDs) are one of the most common occupational diseases which mainly affects the lower back, neck and upper and lower extremities. The aim of this study was to determine prevalence of WMSDs in nine body regions among Ready Made Garment (RMG) workers in Bangladesh and ergonomics assessment of their exposure to risk factors for the development of WMSDs.

Methods

This cross-sectional study was conducted among 232 RMG employees (male: 46; female: 186; age: >18yrs) from nine RMG factories in Dhaka division during October 2015 to February 2016. Data were collected using a structured questionnaire consist of demographic questions, Nordic Musculoskeletal Questionnaire-Extended (NMQ-E) for WMSDs assessment in nine body regions and Quick Exposure Check (QEC) method for ergonomic assessment. Prevalence of WMSDs for each body region was determined. The association between WMSDs and ergonomic assessment of their exposure to risk factors were also analyzed.

Results

Respondents' mean age was 31.3 years (SD = 7). Their mean Body Mass Index (BMI) was 23.51 kg/m² (SD = 3.74). Among 186 female respondents, 46 reported lower back pain (24.7%) and 44 reported neck pain (23.7%). Among 46 male respondents, 10 reported neck pain (21.7%) while 6 reported knee pain (13%). Statistically significant relationship was

analysis, decision to publish, or preparation of the manuscript.

Competing interests: The authors have declared that no competing interests exist.

Abbreviations: AL, Action Level; BDT, Bangladesh Taka; BGMEA, Bangladesh Garment Manufacturers and Exporters Association; BLL, Bangladesh Labour Law; BMI, Body Mass Index; CRP, Centre for Rehabilitation of the Paralysed, Bangladesh; DALYs, Disability-adjusted life-years; ILO, International Labour Organization; LBP, Low back pain; MSD, Musculoskeletal disorder; NIOSH, National Institute for Occupational Safety and Health; NMQ-E, Nordic Musculoskeletal Questionnaire-Extended; QEC, Quick Exposure Check; RMG, Ready Made Garment; RR, Risk rating; SD, Standard deviation; SPSS, IBM Statistical Package for the Social Sciences; USD, United States Dollar; WHO, World Health Organization; WMSD, Work-related musculoskeletal disorder; YLDs, Years lived with disability.

found between twelve month WMSDs in anatomical region in elbows ($p = 0.02$), hips ($p = 0.01$), knees ($p = 0.01$) and ankle ($p = 0.05$) with age; upper back ($p = 0.001$), elbows ($p = 0.001$), wrists ($p = 0.03$), hips ($p = 0.001$) and ankles ($p = 0.01$) with job experience; hips with BMI ($p = 0.03$); elbows ($p = 0.04$) with daily working hour. QEC assessment showed that level of exposure to WMSDs risk was high among 80% of the study population ($p < 0.003$).

Conclusion

The study found that lower back and neck were the most affected areas among RMG workers. Moreover, QEC findings warned the level of exposure to WMSDs risks is high and ergonomics intervention along with investigation and change to decrease exposure level is essential. Addressing musculoskeletal risk factors through ergonomic interventions in terms of working space, workers sitting/standing posture, seat and hand position during work and work-rest cycle are encouraged in RMG sector and policy makers.

Background

Low back pain (LBP), neck pain and other Musculoskeletal Disorders (MSDs) are the leading causes of years lived with disability (YLDs) [1]. LBP ranked highest in terms of disability (YLDs), and sixth in terms of Disability-adjusted life-years (DALYs) in the Global Burden of Disease 2010 Study [2]. Several epidemiological studies have demonstrated evidence of a causal relationship between physical exertion at work and Work related Musculoskeletal Disorders (WMSDs) [3]. Common risk factors of WMSDs are awkward postures, prolonged static work, repetitive movements, manual material handling, forceful exertions and vibration [4–6]. In addition, job dissatisfaction, stress at work and time pressure comprise major psychosocial factors related to WMSDs [7, 8]. WMSDs not only substantially deteriorate physical and emotional health and productivity of the industrial work force [5, 9, 10] but also the most expensive form of work disability [11–13].

Readymade Garment (RMG) industries are the main source of earning foreign currencies in Bangladesh. RMG exports US\$24.5 billion (2013–14) accounting for over 80% of the nation's export earnings [14]. In 2011–12, there were 5,400 RMG factories in Bangladesh which employed 4 million workers [15, 16]. In 2015–16, number of factories reduced but still 4 million workers were employed [16] of which 55–60% are women [14].

There is a dearth of literature regarding WMSDs including ergonomic assessment of RMG worker's exposure to risk factors for the development of WMSDs. Only a limited number of studies from Bangladesh [17–20] reported musculoskeletal disorders and work related ergonomic risk factors despite heterogeneous tools used. The aim of this study was to measure prevalence of WMSDs in nine body regions (neck, shoulders, upper back, elbows, wrist/hand, lower back, hips/thighs, knees and ankles/feet) among RMG workers in Bangladesh and ergonomic assessment of their exposure to risk factors for the development of WMSDs.

Materials and methods

Study design, study site and setting

This cross sectional study was a part of larger mixed method study using exploratory embedded design conducted three areas in Dhaka division- Sreepur, Narayanganj and Mirpur.

According to the Government of Bangladesh database, there are a total of 4,809 RMG factories in eight divisions of Bangladesh [21] of which 1,961 are in Dhaka division. This division was chosen for having the highest geographical concentration of RMG factories across Bangladesh; covering more than 40% of the total RMG factories and a higher concentration of workers engaged in garment industry than other divisions.

A total number of 28 RMG factories were randomly selected. A formal 'letter of invitation' was provided to the authority of the preliminary selected 28 RMG factories who agreed to participate in this study. After comprehensive explanation of study objectives and study plans, among the 28 factories, nine provided permission to recruit their workers. A list of both male and female workers and a formal 'letter of support' was collected from the respective RMG factories.

Study period

The study was conducted from October 2015 to February 2016.

Study population

Study population comprised of male and female who had at least 10 years of working experience in RMG sector.

Sample size calculation

Sample size was calculated according to WHO Guideline [22]. To determine the representative sample size, the formula: $n = Z^2P(1-P)/d^2$ was used (page 2). With 5% precision level, and 95% confidence interval (CI), our sample size was 232 RMG workers. Literature review till 2015 revealed that approximately 80% of the workers in the RMG sector are female. Study population of 45,211 was obtained from the selected nine RMG factories. Therefore, 46 male and 186 female respondents of those 9 RMG factories were invited to participate in this study by following simple random procedure from the list.

Inclusion and exclusion criteria

The selection criteria were i) age of the respondents >18 years; ii) had at least 10 years of continuous work experience in RMG sector. Pregnant women and people with disabilities were excluded from the study. 18 individuals (5 males and 13 female) excluded from the study following exclusion criteria. Two female respondents refused to participate in this study (Fig 1).

Data collection tool

The term WMSDs refers to work related injuries to bodily structures such as muscles, joints, tendons, ligaments, nerves, bones and the localized blood circulation system, caused or aggravated primarily by work itself or by the work environment [23]. The final questionnaire included three domains.

The *first domain* was designed for obtaining demographic information about age, gender, education, marital status, height, weight, body mass index (BMI), current occupation, years of experience, income, work days per week, work hours per day, breaks during work, and information regarding past WMSDs (injury history, injury regions, duration since onset, treatment history, and relapse situation). Asian BMI criteria were used for anthropometric measurement (height, weight) [24]. BMI was calculated by the formula weight/height squared (kg/m²) [24]. The *second domain* captured information on WMSDs, including prevalence by body regions, frequency of prevalence, effect of WMSDs on taking sick leaves, considering a job change,

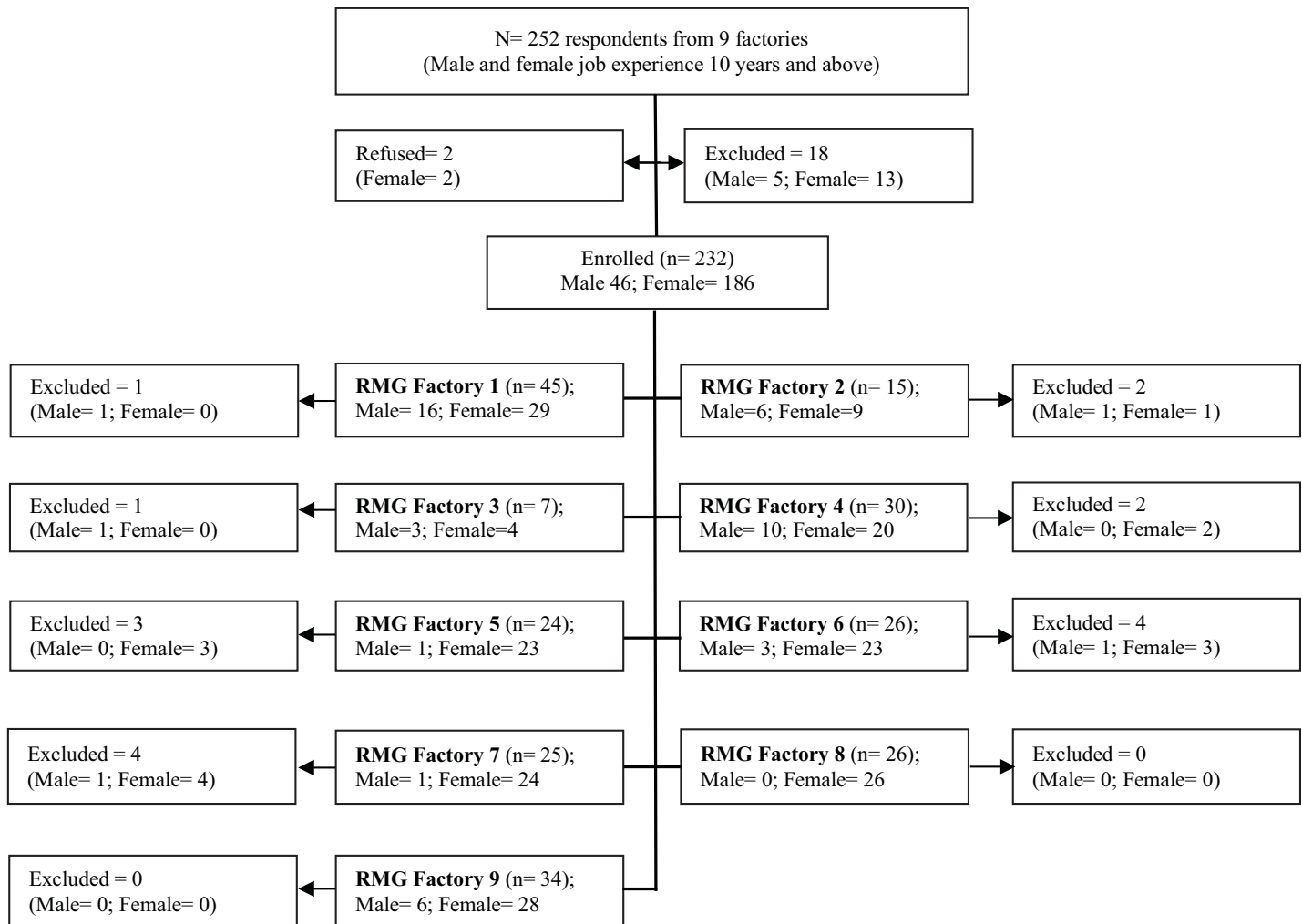


Fig 1. Recruitment flow chart.

<https://doi.org/10.1371/journal.pone.0200122.g001>

work performance, visit to health professionals and information on medication. Prevalence of WMSDs for each body region was determined by the Nordic Musculoskeletal Questionnaire-Extended (NMQ-E) tool. The investigation covered nine body regions: neck, shoulder, upper back, elbows, wrists/hands, lower back, hips/thighs, knee, and ankle/feet. The *third domain* contained information regarding work-related ergonomic risk factors and symptoms by the body regions. Quick Exposure Check (QEC) tool was applied for assessment of ergonomic risk factors of WMSDs. Ergonomic risk factors include force, lifting and carrying heavy loads, repetitive movements, awkward posture, duration of exposure, as well as environmental and psychosocial factors which increase the worker’s chance of getting a WMSD [25].

NMQ-E and QEC were translated into Bangla (local language) and afterwards back translated into English by independent bilingual researchers and compared to the original English version by a third bilingual researcher. Finally, all three individuals discussed any disagreement and finalized the translated version. The Bengali version was pretested in the field and edited with input from the data collectors.

Nordic Musculoskeletal Questionnaire-Extended (NMQ-E). Over two decades ago, Kuorinka and colleagues [26] presented the general Standardized Nordic Questionnaire as a

screening instrument that comprised of just three questions regarding musculoskeletal pain that was widely utilized in the absence of any other rigorously reliable assessment tool. The NMQ-E tool used in this study has been adapted from Dawson et al. [27] which collects reliable information regarding the point, 12-month and lifetime prevalence, and consequences of musculoskeletal symptoms in nine body regions.

The NMQ-E has been previously applied to a wide range of occupational groups elsewhere to evaluate musculoskeletal problems, including computer and call center workers [28, 29], car drivers [30], coopers in the whisky industry [31], nursing [32] and forestry workers [33]. Previous studies concluded that the NMQ-E is repeatable, sensitive and useful as a screening and surveillance tool to measure the prevalence and repercussions of musculoskeletal pain and related events in studies of occupational and general populations [27, 34, 35].

NMQ-E has a convenient one-page design that can be completed in approximately 10 to 15 minutes. In total, the NMQ-E comprised of 11 questions asked in reference to 9 body regions (Fig 2), equating to 99 data items generated by the tool. With the exception of age data, all response options are dichotomous (yes/no). 63 forced-choice items identifying areas of the body experiencing musculoskeletal problems. Completion is aided by a body map to indicate nine symptom sites- neck, shoulders, upper back, elbows, wrist/hands, lower back, hips/thighs, knees and ankles/feet. Respondents were asked if they had any musculoskeletal trouble 1) ever 2) duration of pain 3) hospitalization due to pain 4) change of job or duties due to pain 5) in the last 12 months 6) last month and 7) today which hampered normal activity. 36 forced-choice questions elicit 1) functional impact at home and work 2) assessment by a health professional 3) Medication taken and 4) taken sick leave during the last 12 months.

Ergonomics assessment: Quick Exposure Check (QEC). Physical exposure to musculoskeletal risks was assessed with a pen-and-paper observation method called a Quick Exposure Check (QEC) [36]. QEC is a sensitive method for assessing physical exposure to musculoskeletal risks in the workplace with fair inter and intra-observer reliability [37].

Step 1 (Observation by the evaluator and questions to the worker): The QEC is an instrument that assesses ergonomic risk factors, including physical, organizational and psychosocial factors. It is composed of an evaluation form that includes 16 questions about postures and movements performed by the spine and upper limbs, as well as other risk factors (amount of weight handled; how long it takes to perform a task; manual force; visual demand; vibration and level of hand force exerted; work pacing; and stress), and a score that allows for a partial (by body area) and total quantification of risk. This score results from the combination of answers given by the evaluator and the workers were calculated by entering the score, derived from each question.

Step 2: The calculated score was entered in to SPSS. The score was classified according to four categories of risk exposure: low, moderate, high, and very high (Table 1) [7, 36].

Step 3: Finally, the sum of scores derived from four anatomic regions was divided by 176 and 162 for manual material handling and the other tasks, respectively.

Step 4: At last, the Action Levels (AL) of the WMSD was determined [36] as follows: AL 1 QEC Score $\leq 40\%$ indicates acceptable musculoskeletal loading; AL 2 QEC Score 41%-50% indicates further investigation is needed and changes may be required; AL 3 QEC Score 51%-<70% indicates investigation and changes are required soon; AL 4 QEC Score $>70\%$ indicates investigation and change immediately are required.

Training of the data collectors and pretesting

Six experienced data collectors (five women, one man) were recruited and trained for two weeks prior to commencing the study. They were graduates of health and social science

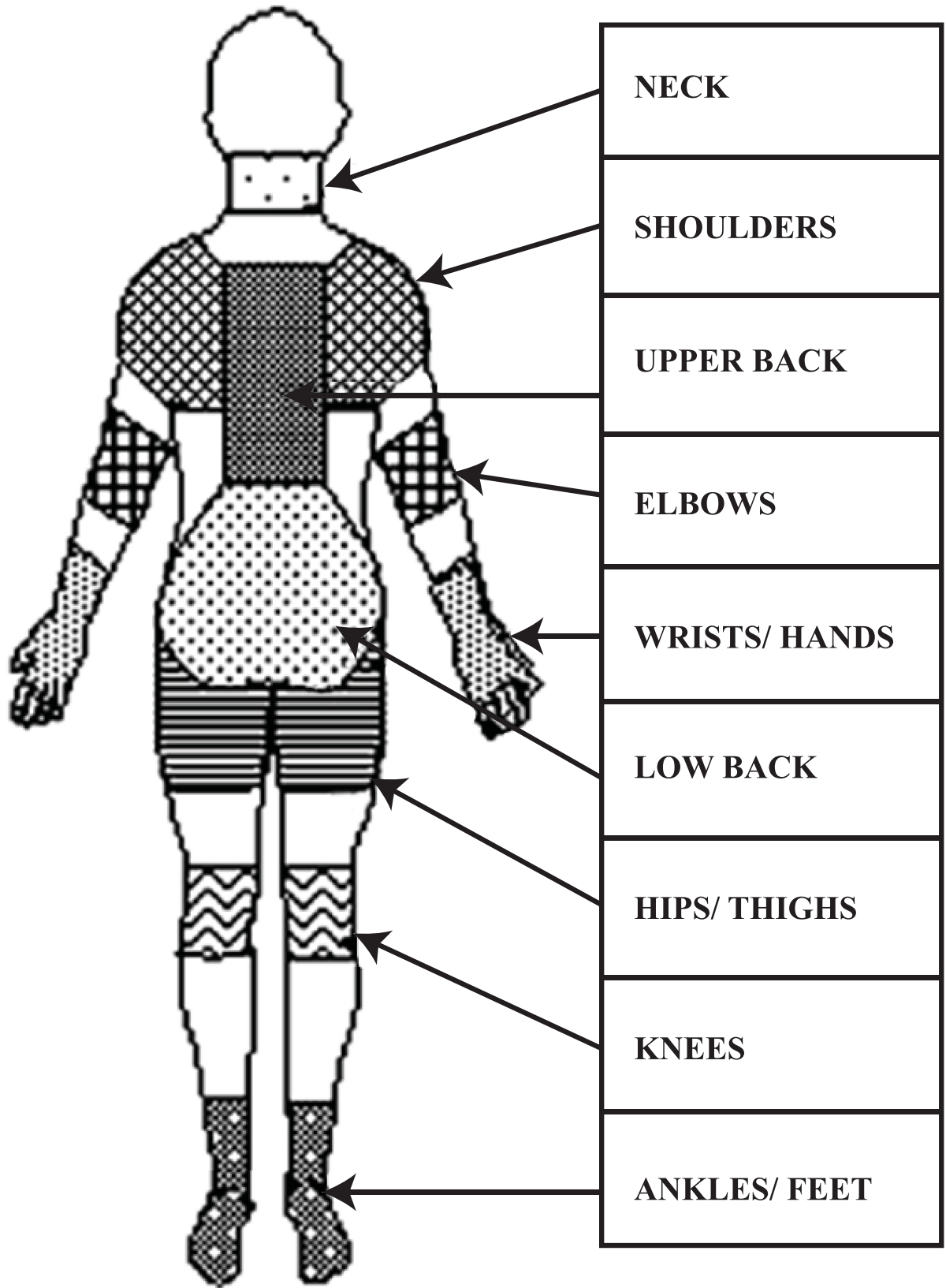


Fig 2. NMQ-E picture reproduced from Dawson et al. [27].

<https://doi.org/10.1371/journal.pone.0200122.g002>

disciplines. Training was provided by a physiotherapist and the research team. QEC training course was performed prior to data collection following the instruction from David et al. [7] that comprised background, using QEC effectively, practical trials, feedback, case studies and piloting. The NMQ-E and QEC were pilot-tested on a sample of RMG female participants (n = 20) in order to evaluate feasibility, time and cost. The main purpose of the pilot was also to identify any problems regarding the design and readability of the tool. Since the tool is utilized with a range of occupational populations (RMG), a secondary objective was to ensure that the instruments were interpretable by individuals with or without anatomical knowledge. Minor format modifications such as ‘Annual taken medication’ in the NMQ-E were made on the basis of this pilot prior to administering the survey. The data from the pilot study was not included in the main study. After piloting and essential modification, the tools were reviewed by study team and finalized.

Data collection

NMQ-E Questions were ordered in such a way that those relating to the respondents’ lifetime (“ever”) were asked first, followed by prevalence questions, and lastly items relating to consequences of pain in the previous year. Respondents were asked to answer all questions for a body region before progressing to the next region (i.e., horizontally rather than vertically). For each body region, if any respondent answered ‘no’ in 2 instances (specifically, questions relating to lifetime and annual prevalence of trouble), they were directed to go on to the next body region and all remaining questions for that region were automatically coded as negative responses. Lifetime symptom and 12 month prevalence has been used, as it is widely used in case of WMSD [38]. Severity of the symptoms was also measured by assessing the impact of the WMSDs on work activities. The interview using the questionnaire was conducted in a face to face. On an average, it took 40–50 minutes to complete the questionnaire. Data collection was done from 9am to 6pm on weekdays.

Data analysis

Analysis was carried out using the IBM Statistical Package for Social Sciences (SPSS) Version 22 [39]. All the continuous variables were presented as mean and categorical data as percentage. Prevalence of WMSDs for each body region (neck, shoulders, upper back, elbows, wrist/

Table 1. Interpretation of the Quick Exposure Check scores.

Body area	Level of exposure			
	Low	Moderate	High	Very high
Back static	8–14	16–22	24–28	30–40
Back dynamic	10–20	22–30	32–40	42–56
Shoulder/Arm	10–20	22–30	32–40	42–56
Wrist/Hand	10–20	22–30	32–40	42–56
Neck	4–6	8–10	12–14	16–18
Vibration	1	4	9	0
Work space	1	4	9	0
Stress	1	4	9	0

Source: David et al. [7, 36]

<https://doi.org/10.1371/journal.pone.0200122.t001>

hand, lower back, hips/thighs, knees and ankles/feet) was determined for the RMG workers. The results obtained from NMQ-E checklists was tested with QEC assessment results to find possible relationships. Descriptive statistics were carried out for all subjects to assess exposure risks and demographic information. The association between WMSDs factors and ergonomic parameters was analyzed using the chi-square (χ^2) test. All P values presented are two-tailed and a P-value of <0.05 were considered as significant.

Ethical approval

Ethical approval was obtained from the Ethical Review Committee of the James P Grant School of Public Health, BRAC University, Bangladesh. Permission to recruit the workers was obtained from the respective RMG factories. Written informed consent was obtained from each participant. Participants were compensated for their time. Interviews were conducted at a time and place, inside the factory premises, which was convenient to the participants.

Results

Participants' demographic characteristics are presented in Table 2. The mean age was 31.3 years (SD = 7). Majority of the participants were either without any formal schooling (28.9%) or had only primary education (44%) ($p = 0.05$). Among the total respondents, 49.6% were sewing operator ($p = 0.001$) and 95.7% respondents were doing overtime work. Around 40% of the respondents' average monthly income, including overtime payment, was up to 15 thousand BDT (USD \$190) with majority (59.5%) were earning between 15 and 20 thousand BDT ($p = 0.05$). Around 21% of the respondents were poor. In this study, majority (47%) were in the middle income quintiles. The mean weight, height, and Body Mass Index (BMI) were 55.09 kg (SD = 8.98), 1.53 m (SD = 0.08), and 23.51 kg/m² (SD = 3.74) respectively ($p = 0.05$).

Prevalence of WMSDs

The prevalence of WMSDs differed considerably by gender. For female, the 12 months' prevalence of WMSDs was highest in lower back (24.7%; $n = 46$), followed by neck (23.7%; $n = 44$) and knees (17.7%; $n = 33$). For male, the 12 months' prevalence of WMSDs was highest in neck (21.7%; $n = 10$) followed by knees (13%; $n = 6$), lower back (13%; $n = 6$) and upper back (10.9%; $n = 5$) (Fig 3). Due to lower back pain, significant number of both male and female suffered from normal work activities, visited health professional, took medication and sick leave (Fig 4).

Among all the nine body regions, hips/thighs was the most frequently reported WMSD (Table 3) with the increase of age (37.8 ± 3.6), BMI (26.2 ± 2.4), total job experience (14.5 ± 7.0) and daily working hour (11.1 ± 0.4).

Table 4 presents the factors associated with twelve month WMSD's in the different body region by age, BMI, job experience and daily working hour. Statistically significant relationship was found between WMSDs in elbows ($p = 0.02$), hips ($p = 0.01$), knees ($p = 0.01$) and ankle ($p = 0.05$) with age; upper back ($p = 0.001$), elbows ($p = 0.001$), wrists ($p = 0.03$), hips ($p = 0.001$) and ankles ($p = 0.01$) with job experience; hips with BMI ($p = 0.03$); elbows ($p = 0.04$) with daily working hour.

Table 5 shows QEC risk scores categorized in low, medium, high and very high (based on Table 1) for different types of ergonomic factors. There was around 6 to 6.5% missing value for each type of QEC risk scores as observation was not allowed for 14 respondents of a RMG factory. Following risk exposure score in different body regions proposed by David et al. [7, 36] major respondents scored medium risk score of considering body region of wrist (male: 72.1%; female: 72%) followed by shoulder (male: 60.5%; female: 76.6%) and then Back-dynamic (male: 40.9%; female: 76.39). Medium score was obtained due to stress (male: 37.2%;

Table 2. Demographic characteristics of the respondents.

Characteristics		Male	Female	Total	P-value (χ^2)
		n = 46	n = 186	N = 232	
Age	Mean \pm SD	32.04 \pm 7.3	31.17 \pm 6.9	31.30 \pm 7.0	
	20–24 years	3 (6.5)	21 (11.3)	24 (10.3)	.874
	25–29 years	18 (39.1)	71 (38.2)	89 (38.4)	
	30–34 years	10 (21.7)	33 (17.7)	43 (18.5)	
	35–39 years	8 (17.4)	35 (18.8)	43 (18.5)	
	40 years and above	7 (15.2)	26 (14.0)	33 (14.2)	
Education					
	No formal education	7 (15.2)	60 (32.3)	67 (28.9)	.050*
	Up to primary level (1–5)	21 (45.7)	81 (43.5)	102 (44.0)	
	Up to secondary level (6–10)	18 (39.1)	43 (23.1)	61 (26.3)	
	Above secondary level	0 (0.0)	2 (1.1)	2 (0.9)	
Marital status					
	Married	36 (78.3)	136 (73.1)	172 (74.1)	.010*
	Unmarried	10 (21.7)	17 (9.1)	27 (11.6)	
	Widow	0 (0.0)	11 (5.9)	11 (4.7)	
	Divorced	0 (0.0)	5 (2.7)	5 (2.2)	
	Separated	0 (0.0)	17 (9.1)	17 (7.3)	
Current occupation (designation)					
	Sewing Operator	9 (19.6)	106 (57.0)	115 (49.6)	.000**
	Quality Inspector	2 (4.3)	21 (11.3)	23 (9.9)	
	Helper	1 (2.2)	17 (9.1)	18 (7.8)	
	Machine Operator	8 (17.4)	1 (0.5)	9 (3.9)	
	Others	26 (56.5)	41 (22.0)	67 (28.9)	
Job experiences (years)					
	10–15 years	38 (82.6)	170 (91.4)	208 (89.7)	.027*
	16–20 years	5 (10.9)	13 (7.0)	18 (7.8)	
	21–25 years	1 (2.2)	3 (1.6)	4 (1.7)	
	26 years and above	2 (4.3)	0 (0.0)	2 (0.9)	
Own monthly income (BDT)	Mean \pm SD			15186 \pm 2322	
	<10000 (<126.5 USD)	2 (4.3)	8 (4.3)	10 (4.3)	.002*
	10001–15000 (126.50–189.75 USD)	8 (17.4)	74 (39.8)	82 (35.3)	
	15001–20000 (189.76–253.00 USD)	34 (73.9)	104 (55.9)	138 (59.5)	
	>20000 (>253.00 USD)	2 (4.3)	0 (0.0)	2 (0.9)	
Socio-economic status	Mean \pm SD			3.18 \pm 0.94	
	Poorest	1 (2.2)	6 (3.2)	7 (3.0)	.165
	Second poorest	12 (26.1)	30 (16.1)	42 (18.1)	
	Middle income	16 (34.8)	93 (50.0)	109 (47.0)	
	Forth	14 (30.4)	37 (19.9)	51 (22.0)	
	Richest	3 (6.5)	20 (10.8)	23 (9.9)	
BMI (kg/m²)	Mean \pm SD	22.38 \pm 3.2	23.79 \pm 3.8	23.51 \pm 3.7	
	Underweight (\leq 18.49kg/m ²)	4 (8.7)	13 (7.0)	17 (7.3)	.013*
	Normal (18.50–24.99 kg/m ²)	35 (76.1)	102 (54.8)	137 (59.1)	

(Continued)

Table 2. (Continued)

Characteristics	Male	Female	Total	P-value (χ^2)
	n = 46	n = 186	N = 232	
Overweight and obese (≥ 25.0 kg/m ²)	7 (15.2)	71 (38.2)	78 (33.6)	

*Significant at $p < 0.05$

**Significant at $p < 0.01$

Others = Mending Operator, Assort Man, Check Man, Cutting Man, Folder, Iron Man, Labor, Measurement, Overlock Operator, Packing Man, Poly Man, Print Assistant, Quality Checker, Sample Man, Senior Cutting Man, Senior Operator, Senior Overlock Operator, Senior Printer, Senior Sewing Operator, Trimming Operator, Wash Man. 1 USD = 79.05 BDT (August: 2016)

<https://doi.org/10.1371/journal.pone.0200122.t002>

female: 26.4%). Notably, very high risk was found to be highly prevalent in neck (male: 51.2%; female: 73.7%) only.

In Table 6, each case was interpreted in accordance to the Action Levels (AL). The results of the assessment of physical exposure to musculoskeletal risks by QEC technique showed that 9.2%, 8.7%, 77.5% and 4.6% of the studied workers was in Action Level 1 (AL1), AL2, AL3 and AL4 respectively ($P < 0.003$).

- in 9.2% of the RMG workers, the overall exposure level was less than 40% indicating that the level of exposure to WMSDs risks was acceptable (low risk).
- in 8.7% of the RMG workers, the overall exposure level was between 41% and 50% indicating that the level of exposure to WMSDs risks needed consideration (moderate risk).
- in 77.5% of the RMG workers, the overall exposure level was between 51% and 70% indicating that the level of exposure to WMSDs risks was high and ergonomics intervention to decrease exposure level seemed essential (high risk) and
- in 4.6% of the RMG workers, the overall exposure level was more than 70% indicating that the level of exposure to WMSDs risks was very high and investigation and change immediately are required (very high risk).

Discussion

To our knowledge, this is the first study concerning prevalence of WMSDs in nine body regions and ergonomics assessment of their exposure to risk factors for the development of

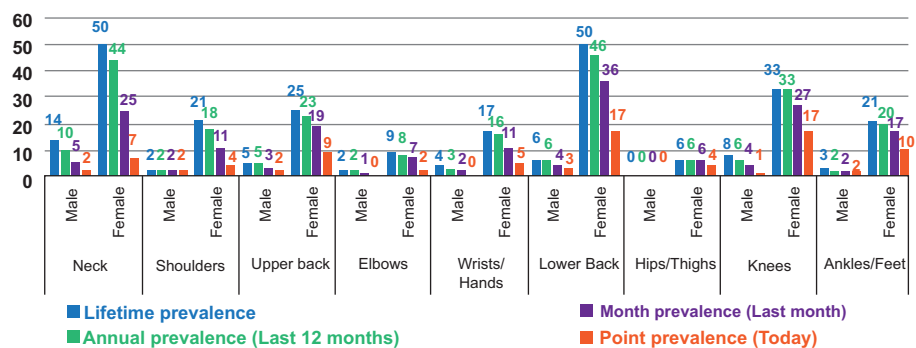


Fig 3. Prevalence of WMSDs in different body regions by the respondents.

<https://doi.org/10.1371/journal.pone.0200122.g003>

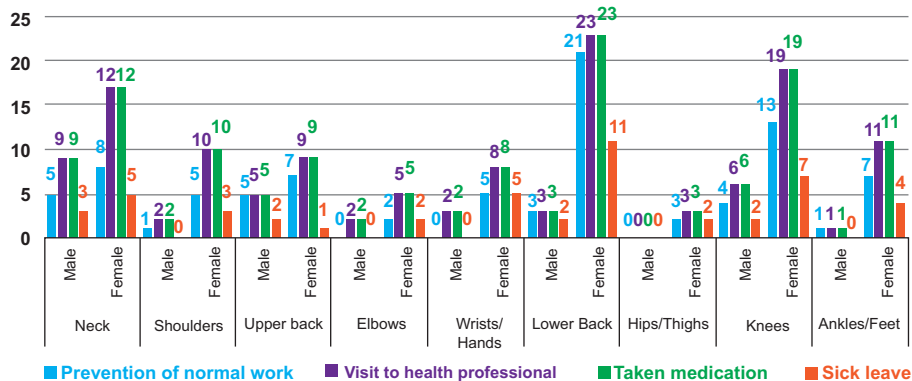


Fig 4. Consequences of WMSDs in different body regions by the respondents.

<https://doi.org/10.1371/journal.pone.0200122.g004>

WMSDs among RMG worker’s in Bangladesh. Our participants were relatively older and experienced than other Bangladeshi studies [18, 19] due to our methodological variation and inclusion criteria. We found higher rate of primary level of education (44%) as compared with Labor Force Survey of Bangladesh (40.4%) [40].

Bangladesh is a labor-abundant developing country where very cheap price low-skilled workforce attracts foreign and local investors. We found, almost all of the workers were under-paid (earned up to 253 USD) which ultimately lower their life standard and increase their health vulnerabilities. “The Bangladesh Labour Law- 2006” (Act No. 42 of 2006) was passed by the parliament [41–43] and currently an Act adopted to amend (Act No. 30 of 2013) [44] further the Bangladesh Labour Act, 2006. Despite being a signatory member of the International labour Organization (ILO), the RMG sector in Bangladesh underway though in slow pace to ensure ILO conventions such as eight hours work, weekly holiday and minimum wages [45, 46]. Interestingly, due to pressure by the buyers, reputable RMG factory owners of Bangladesh are now trying to improve the quality of the health and safety of the workers [20].

In this study, we found greater number of respondents (around 34%) who were overweight and obese (BMI ≥25 kg/m²). Our findings was higher than previous studies from Bangladesh [47–49]. This might be due to inclusion of experienced and relatively aged workers in our study. In addition, around 50% of our study population were sewing operator where they sit or

Table 3. Distribution of pain in different body region according to age, BMI, job experience and daily working hour.

Body region	Age (year)	BMI (Kg/M ²)	Total job experience (year)	Daily working hour
	Mean ± SD	Mean ± SD	Mean ± SD	Mean ± SD
Neck	31.3 ± 6.6	23.3 ± 3.2	11.9 ± 2.9	11.1 ± 0.5
Shoulders	33.7 ± 9.7	24.2 ± 3.7	13.0 ± 5.1	11.1 ± 0.3
Upper back	32.1 ± 8.3	23.1 ± 3.2	12.6 ± 4.1	11.0 ± 0.4
Elbows	34.1 ± 7.5	23.4 ± 3.1	14.1 ± 5.2	10.8 ± 0.7
Wrists/hands	32.3 ± 5.9	25.5 ± 4.2	13.5 ± 4.2	11.1 ± 0.8
Lower back	31.7 ± 5.6	23.8 ± 3.3	12.1 ± 3.1	11.0 ± 0.6
Hips/Thighs	37.8 ± 3.6	26.2 ± 2.4	14.5 ± 7.0	11.1 ± 0.4
Knees	34.2 ± 6.1	24.3 ± 3.6	12.2 ± 3.3	10.9 ± 0.6
Ankles/feet	35.0 ± 7.1	24.6 ± 3.8	13.7 ± 6.4	11.1 ± 0.4

<https://doi.org/10.1371/journal.pone.0200122.t003>

Table 4. Factor associated with 12-month prevalence of WMSDs in the different body region by age, BMI, job experience and daily working hour (n = 232).

Characteristics	Neck χ^2 (p)	Shoulders χ^2 (p)	Upper back χ^2 (p)	Elbows χ^2 (p)	Wrists/hands χ^2 (p)	Lower back χ^2 (p)	Hips/Thighs χ^2 (p)	Knees χ^2 (p)	Ankles/feet χ^2 (p)
Age									
20–24 years	3.77 (0.44)	2.36 (0.66)	2.63 (0.62)	11.69 (0.02)*	2.29 (0.68)	6.29 (0.17)	13.34 (0.01)**	12.11 (0.01)**	9.15 (0.05)*
25–29 years									
30–34 years									
35–39 years									
40 years and above									
Job experiences (years)									
10–15 years	2.03 (0.56)	4.78 (0.18)	14.19 (0.00)**	18.63 (0.00)**	8.63 (0.03)*	2.13 (0.54)	36.58 (0.00)**	3.33 (0.34)	10.73 (0.01)**
16–20 years									
21–25 years									
26 years and above									
BMI (kg/m²)									
Underweight	0.21 (0.90)	0.55 (0.75)	0.62 (0.73)	0.89 (0.64)	5.72 (0.05)	1.88 (0.39)	6.85 (0.03)*	3.69 (0.15)	5.09 (0.07)
Normal									
Overweight and obese									
Daily working hour									
0 to 10 hours	0.75 (0.38)	1.39 (0.23)	0.23 (0.62)	3.98 (0.04)*	0.00 (0.92)	0.00 (0.94)	0.33 (0.56)	0.46 (0.49)	0.54 (0.46)
> 10 hours									

*Significant at (p = 0.05) level

**Significant at (p = 0.01) level

<https://doi.org/10.1371/journal.pone.0200122.t004>

stand for extended periods of time with minimum body movement. This might be linked with overweight and obesity. This is consistent with previous study where six of every ten respondents are suffering from musculoskeletal disorder among the Bangladeshi RMG workers that is associated with body weight [19]. Our mean BMI (23.51 ± 3.7) was higher than such workers in Bangladesh (22.9±3.4) [50] and Sri Lanka (20.9 ± 3.6) [51].

Among female respondents in our study, around 25% reported lower back pain (overall 22.41%) that was higher than previous study from Bangladesh (18%) [52]. Our prevalence rate of lower back pain was consistent with nationwide study of Taiwan [13] and China [53]. This is in line with the findings among 210 workers of thirty five garment factories from Jaipur,

Table 5. Risk exposure score in different body regions (n = 218).

Risk rating (RR)	Low		Medium		High		Very high	
	M n (%)	F n (%)	M n (%)	F n (%)	M n (%)	F n (%)	M n (%)	F n (%)
Back Static	4 (20.0)	22 (16.2)	7 (35.0)	71 (52.2)	7 (35.0)	38 (27.9)	2 (10.0)	5 (3.7)
Back dynamic	9 (40.9)	9 (23.1)	9 (40.9)	30 (76.9)	4 (18.2)	0 (0.0)	-	-
Shoulder	2 (4.7)	18 (10.3)	26 (60.5)	134 (76.6)	12 (27.9)	23 (13.1)	3 (7.0)	0 (0.0)
Wrist	1 (2.3)	12 (6.9)	31 (72.1)	126 (72.0)	9 (20.9)	36 (20.6)	2 (4.7)	1 (0.6)
Neck	2 (4.7)	7 (4.0)	10 (23.3)	18 (10.3)	9 (20.9)	21 (12.0)	22 (51.2)	129 (73.7)
Vibration	20 (46.5)	120 (69.0)	2 (4.7)	1 (0.6)	21 (48.8)	53 (30.5)	-	-
Work space	40 (93.0)	150 (85.7)	3 (7.0)	25 (14.3)	-	-	-	-
Stress	27 (62.8)	124 (71.3)	16 (37.2)	46 (26.4)	-	4 (2.3)	-	-

M = Male; F = Female; Observation missing = 14 (restricted by the garment authority)

<https://doi.org/10.1371/journal.pone.0200122.t005>

Table 6. The relationship between the prevalence rate of WMSDs within last 12-month period and risk level of WMSD achieved by QEC method (n = 218).

Risk Level (Overall Exposure)	Action level	WMSDs		Total n (%)
		Reported n (%)	Not Reported n (%)	
Low	AL1 (≤ 40%)	7 (35.0)	13 (65.0)	20 (9.2)*
Moderate	AL2 (41%-50%)	4 (21.1)	15 (78.9)	19 (8.7)*
High	AL3 (51%-70%)	95 (56.2)	74 (43.8)	169 (77.5)*
Very high	AL4 (>70%)	7 (70.0)	3 (30.0)	10 (4.6)*
Total		113 (51.8)	105 (48.2)	218 (100)

*Significant at (p<0.003) level (combined high and very high Action level for P value)

<https://doi.org/10.1371/journal.pone.0200122.t006>

India [54]. Earlier empirical evidence also suggest that RMG workers suffer from WMSDs, particularly of neck and back regions are the most frequently reported [55]. In addition to back and neck pain, WMSDs of other body parts were also prevalent among workers. In India, WMSDs are accounted for 78.5% of all work related illness and disorders [56]. Evidence showed that use of short breaks can minimize the risk and occurrence of low back pain [57].

Findings of our study showed statistically significant relationship between twelve month WMSD's in different anatomical region with age, BMI, total job experience and daily working hours. Earlier handful studies [17, 19] reported gender, age, length of service, nature and posture of work were significantly associated with WMSDs that is also related to our study. These findings are similar to a study among the Iranian sewing machine operators of a shoe manufacturing factory [58].

Previous researches showed that workers who have been employed for longer period of time had less chance to encounter with occupational injuries than recently employed workers [59, 60]. Workers with lower job duration did not have enough experience to meet ergonomic risk factors because this situation had impacts on their interactions with workplaces.

Following risk exposure score in different body regions, a significant number of respondents scored medium risk score of considering body region of shoulder and wrist. These risk factors resulted in musculoskeletal complaints, sick leave, and switching and leave jobs. QEC assessment showed that level of exposure to musculoskeletal risks was high among 80% of our study population that was aligned with the evident that ergonomically the garment factories were poor in Bangladesh [17]. This finding indicated that the nature of jobs and working conditions in the garment factories was conducive for developing WMSDs. Therefore, ergonomic interventions and corrective measures are necessary to improve the working conditions and decrease the exposure level to musculoskeletal disorders. One aspect of improving worker's health in garment factories includes addressing WMSDs risk factors through ergonomic interventions [20], a low cost solution that was successfully implemented previously in Bangladesh [18]. Evidence also showed that exercises in the work place are effective in reducing the severity from low back pain [61].

In our study, we used combination of observation and structured questionnaire like NMQ-E and QEC for Ergonomic assessment to generate data that might be useful in improving the ergonomic and comfort of RMG workers' workplaces in Bangladesh. This has not been studied previously. Furthermore, the prevalence of WMSDs among workers followed two main purposes: detecting musculoskeletal disorders' prevalence rate and finding causative and other relative factors which had impact on this rate.

The findings of this study are subject to some limitations. First, this cross-sectional study does not show any causality between WMSDs factors and ergonomic parameters. This study

inspires future studies. Second, we did not apply any measurement scale for measuring the intensity of the pain/discomfort which was reported by respondents. The experience of the person who complete the questionnaire may affect the results. Recent and more serious WMSDs are prone to be remembered better than older and less serious ones. The environment and filling out situation at the time of the questioning may also affect the results. The life time prevalence of musculoskeletal symptom and its related questions might provide high probability of recall bias. Previous studies show that a longer recall period (12 month) is likely to cause recall bias regarding injuries, especially if the injuries are less severe [62, 63]. The QEC emphasizes posture and doesn't provide much information about force or recovery time, which are important factors of WMSDs. From an epidemiological viewpoint, it is evident that this type of questionnaire is most applicable for cross-sectional studies with all the concomitant limitations. One of the problems of a cross-section study is dropout of affected workers so that the study group may be affected by "the healthy worker effect" and only includes the survivors. The study population is representative of the proportion of population of workers in urban RMG sector of Bangladesh who have more than ten years of work experiences.

Conclusions

This study revealed the 12-month prevalence of WMSDs symptoms among studied RMG workers was high and females were affected more. Specifically, the lower back, neck and knees were mostly affected areas. Moreover, QEC findings revealed that, level of physical exposure to WMSDs risks is high among eighty percent of the RMG workers and ergonomic intervention along with investigation and change to decrease exposure level is essential. The ergonomic factors in terms of the work pace, awkward posture, seat, hand position during work, repetitive movement and stress which might lead to many musculoskeletal disorders amongst the workers. In general, a low cost solution can be recommended for policy makers to reduce exposure to musculoskeletal risks. These include using work rest cycle, chair with backrests, hand position during work, floor mats for standing tasks (e.g. cutting), tilting the worktables by using wooden wedges under the legs, implementing training programs with work safety awareness, and playing background music.

Supporting information

S1 Fig. Development and test-retest reliability of an extended version of the Nordic Musculoskeletal Questionnaire (NMQ-E): A Screening instrument for musculoskeletal pain.
(PDF)

S1 File. Ethical Review Committee (ERC) approval letter.
(PDF)

S2 File. Dataset.
(SAV)

Acknowledgments

This study was made possible through the help and support of numerous individuals involved in the entire research work at different stages. The research team is grateful to the donors, owners of the factories and all the respondents who shared their time and experiences with us. The research team also appreciates the efforts taken by the researchers who collected the data and supervised the data collection in the field in difficult situations. The research team also appreciates the efforts taken by the JPGSPH, supervisors, mentors and other members.

Author Contributions

Conceptualization: Mohammad Didar Hossain, Afzal Aftab, Mahmudul Hassan Al Imam.

Data curation: Mohammad Didar Hossain, Afzal Aftab, Mahmudul Hassan Al Imam, Imran Ahmed Chowdhury, Razin Iqbal Kabir, Malabika Sarker.

Formal analysis: Mohammad Didar Hossain, Afzal Aftab, Mahmudul Hassan Al Imam, Ilias Mahmud, Imran Ahmed Chowdhury, Razin Iqbal Kabir, Malabika Sarker.

Funding acquisition: Mohammad Didar Hossain, Afzal Aftab, Malabika Sarker.

Investigation: Mahmudul Hassan Al Imam.

Methodology: Mohammad Didar Hossain, Malabika Sarker.

Project administration: Mohammad Didar Hossain, Afzal Aftab, Malabika Sarker.

Resources: Mohammad Didar Hossain, Afzal Aftab, Mahmudul Hassan Al Imam, Ilias Mahmud, Imran Ahmed Chowdhury, Razin Iqbal Kabir, Malabika Sarker.

Software: Mohammad Didar Hossain, Afzal Aftab, Mahmudul Hassan Al Imam, Imran Ahmed Chowdhury, Razin Iqbal Kabir.

Supervision: Mohammad Didar Hossain, Ilias Mahmud, Malabika Sarker.

Validation: Mohammad Didar Hossain, Afzal Aftab, Mahmudul Hassan Al Imam, Imran Ahmed Chowdhury, Razin Iqbal Kabir, Malabika Sarker.

Visualization: Mohammad Didar Hossain, Afzal Aftab, Mahmudul Hassan Al Imam, Imran Ahmed Chowdhury, Razin Iqbal Kabir.

Writing – original draft: Mohammad Didar Hossain.

Writing – review & editing: Mohammad Didar Hossain, Afzal Aftab, Mahmudul Hassan Al Imam, Ilias Mahmud, Imran Ahmed Chowdhury, Razin Iqbal Kabir, Malabika Sarker.

References

1. Vos T, Flaxman AD, Naghavi M, Lozano R, Michaud C, Ezzati M, et al. Years lived with disability (YLDs) for 1160 sequelae of 289 diseases and injuries 1990–2010: a systematic analysis for the Global Burden of Disease Study 2010. *The Lancet*. 2013; 380(9859):2163–96. [https://doi.org/10.1016/S0140-6736\(12\)61729-2](https://doi.org/10.1016/S0140-6736(12)61729-2)
2. Hoy D, March L, Brooks P, Blyth F, Woolf A, Bain C, et al. The global burden of low back pain: estimates from the Global Burden of Disease 2010 study. *Annals of the rheumatic diseases*. 2014; 73(6):968–74. <https://doi.org/10.1136/annrheumdis-2013-204428> PMID: 24665116
3. Bernard BP, Putz-Anderson V, Burt S. A critical review of epidemiologic evidence for work-related musculoskeletal disorders of the neck, upper extremity, and low back. Cincinnati: Centers for Disease Control and Prevention National Institute for Occupational Safety and Health publication. 1997:97–141.
4. Choobineh A, Tabatabaei SH, Mokhtarzadeh A, Salehi M. Musculoskeletal problems among workers of an Iranian rubber factory. *Journal of occupational health*. 2007; 49(5):418–23. <https://doi.org/10.4103/0019-5278.32462> PMID: 17951976
5. Punnett L, Wegman DH. Work-related musculoskeletal disorders: the epidemiologic evidence and the debate. *Journal of Electromyography and Kinesiology*. 2004; 14(1):13–23. <https://doi.org/10.1016/j.jelekin.2003.09.015> PMID: 14759746
6. Sim J, Lacey RJ, Lewis M. The impact of workplace risk factors on the occurrence of neck and upper limb pain: a general population study. *BMC public health*. 2006; 6(1):234. <https://doi.org/10.1186/1471-2458-6-234> PMID: 16984657
7. David G, Woods V, Li G, Buckle P. The development of the Quick Exposure Check (QEC) for assessing exposure to risk factors for work-related musculoskeletal disorders. *Applied ergonomics*. 2008; 39(1):57–69. <https://doi.org/10.1016/j.apergo.2007.03.002> PMID: 17512492

8. MacDonald L, Karasek R, Punnett L, Scharf T. Covariation between workplace physical and psychosocial stressors: evidence and implications for occupational health research and prevention. *Ergonomics*. 2001; 44(7):696–718. <https://doi.org/10.1080/00140130119943> PMID: 11437204
9. Nelson NA, Hughes RE. Quantifying relationships between selected work-related risk factors and back pain: a systematic review of objective biomechanical measures and cost-related health outcomes. *International Journal of Industrial Ergonomics*. 2009; 39(1), 202–210. <https://doi.org/10.1016/j.ergon.2008.06.003> PMID: 20047008
10. Wahlström J. Ergonomics, musculoskeletal disorders and computer work. *Occupational Medicine*. 2005; 55(3), 168–176. <https://doi.org/10.1093/occmed/kqi083> PMID: 15857896
11. Thiehoff R. Economic significance of work disability caused by musculoskeletal disorders. *Orthopade*. 2002; 31(10):949–56. <https://doi.org/10.1007/s00132-002-0350-9> PMID: 12376869
12. Picavet H, Schouten J. Musculoskeletal pain in the Netherlands: prevalences, consequences and risk groups, the DMC 3-study. *Pain*. 2003; 102(1):167–78. [https://doi.org/10.1016/s0304-3959\(02\)00372-x](https://doi.org/10.1016/s0304-3959(02)00372-x)
13. Guo H-R, Chang Y-C, Yeh W-Y, Chen C-W, Guo YL. Prevalence of musculoskeletal disorder among workers in Taiwan: a nationwide study. *Journal of occupational health*. 2004; 46(1):26–36. doi: <http://doi.org/10.1539/joh.46.26>. PMID: 14960827
14. International Labour Organization. Improving working conditions in the ready made garment industry: Progress and achievements. 2016; Available from: http://www.ilo.org/dhaka/Whatwedo/Projects/WCMS_240343/lang-en/index.htm.
15. Bangladesh Bureau of Statistics, Statistical pocketbook of Bangladesh 2013. Available from: <http://www.bbs.gov.bd/WebTestApplication/userfiles/Image/LatestReports/PB2013.pdf>
16. BGMEA. Trade Information Bangladesh Garment Manufacturers and Exporters Association, 2016. Available from: <http://www.bgmea.com.bd/home/pages/tradeinformation>.
17. Ahmad SA, Sayed M, Khan MH, Faruquee M, Yasmin N, Hossain Z, et al. Musculoskeletal Disorders and Ergonomic Factors among the Garment Workers. *JOPSOM*; 2007; 26(2): 97–110.
18. Sarder MB, Imrhan SN, Mandahawi N. Ergonomic workplace evaluation of an Asian garment-factory. *Journal of human ergology*. 2006; 35(1/2):45–51.
19. Jahan N, Das M, Mondal R, Paul S, Saha T, Akhtar R, et al. Prevalence of Musculoskeletal Disorders among the Bangladeshi Garments Workers. *SMU Medical Journal*. 2015; 2(1):102–13.
20. Habib MM. Ergonomic risk factor identification for sewing machine operators through supervised occupational therapy fieldwork in Bangladesh: A case study. *Work (Reading, Mass)*. 2015; 50(3):357–62.
21. Ministry of Labour and Employment. 2014–2015. Department of Inspection for Factories and Establishments, Government of the People's Republic of Bangladesh. 2015. Available from: <http://database.dife.gov.bd/factories>
22. Lwanga SK, Lemeshow S. Sample size determination in health studies: a practical manual. 1991: Geneva: World Health Organization; 1991. (Page 2; Estimating a population proportion with specified relative precision). Available from: http://apps.who.int/iris/bitstream/handle/10665/40062/9241544058_28p1-p22%29.pdf?sequence=1&isAllowed=y
23. Nunes IL. FAST ERGO_X—a tool for ergonomic auditing and work-related musculoskeletal disorders prevention. *Work*; 2009; 34(2):133–148. <https://doi.org/10.3233/WOR-2009-0912> PMID: 20037227
24. WHO Expert Consultation. Appropriate body-mass index for Asian populations and its implications for policy and intervention strategies. *Lancet*. 2004; 363(9403):157–63. [https://doi.org/10.1016/S0140-6736\(03\)15268-3](https://doi.org/10.1016/S0140-6736(03)15268-3) PMID: 14726171
25. Luttmann A, Jager M, Griefahn B, Caffier G, Liebers F, Steinberg U. Preventing musculoskeletal disorders in the workplace. 2003. Protecting workers' health series no 5.
26. Kuorinka I, Jonsson B, Kilbom A, Vinterberg H, Biering-Sørensen F, Andersson G, et al. Standardised Nordic questionnaires for the analysis of musculoskeletal symptoms. *Applied ergonomics*. 1987; 18(3):233–7. PMID: 15676628
27. Dawson AP, Steele EJ, Hodges PW, Stewart S. Development and test–retest reliability of an extended version of the Nordic Musculoskeletal Questionnaire (NMQ-E): a screening instrument for musculoskeletal pain. *The Journal of Pain*. 2009; 10(5):517–26. <https://doi.org/10.1016/j.jpain.2008.11.008> PMID: 19345154
28. Bergqvist U, Wolgast E, Nilsson B, Voss M. The influence of VDT work on musculoskeletal disorders. *Ergonomics*. 1995; 38(4):754–62. <https://doi.org/10.1080/00140139508925147> PMID: 7729402
29. Cook C, Burgess-Limerick R, Chang S. The prevalence of neck and upper extremity musculoskeletal symptoms in computer mouse users. *International Journal of Industrial Ergonomics*. 2000; 26(3):347–56. [https://doi.org/10.1016/S0169-8141\(00\)00010-X](https://doi.org/10.1016/S0169-8141(00)00010-X)

30. Porter JM, Gyi DE. The prevalence of musculoskeletal troubles among car drivers. *Occupational medicine*. 2002; 52(1):4–12. <https://doi.org/10.1093/occmed/52.1.4> PMID: 11872788
31. Macdonald F, Waclawski E. Upper limb disorders among coopers in the Scotch whisky industry. *Occupational Medicine*. 2006; 56(4):232–6. <https://doi.org/10.1093/occmed/kql002> PMID: 16520360
32. Smith DR, Wei N, Zhao L, Wang R-S. Musculoskeletal complaints and psychosocial risk factors among Chinese hospital nurses. *Occupational Medicine*. 2004; 54(8):579–82. doi: <https://doi.org/10.1093/occmed/kqh117> PMID: 15576874
33. Hagen KB, Magnus P, Vetlesen K. Neck/shoulder and low-back disorders in the forestry industry: relationship to work tasks and perceived psychosocial job stress. *Ergonomics*. 1998; 41(10):1510–8. <https://doi.org/10.1080/001401398186243> PMID: 9802255
34. Ohlsson K, Attewell RG, Johnsson B, Ahlm A, Skerfving S. An assessment of neck and upper extremity disorders by questionnaire and clinical examination. *Ergonomics*, 1994; 37(5):891–897. <https://doi.org/10.1080/00140139408963698> PMID: 8206057
35. Palmer K, Smith G, Kellingray S, Cooper C. Repeatability and validity of an upper limb and neck discomfort questionnaire: the utility of the standardized Nordic questionnaire. *Occupational medicine*, 1999; 49(3):171–175. PMID: 10451598
36. David G, Buckle P, Woods V. Further development of the usability and validity of the Quick Exposure Check (QEC): University of Surrey for the Health and Safety Executive 2005. Research Report 211. Available from: <http://www.hse.gov.uk/research/rpdf/rr211.pdf>
37. Li G, Buckle P. Current techniques for assessing physical exposure to work-related musculoskeletal risks, with emphasis on posture-based methods. *Ergonomics*. 1999; 42(5):674–95. <https://doi.org/10.1080/001401399185388> PMID: 10327891
38. Dawson AP, Steele EJ, Hodges PW, Stewart S. Utility of the Oswestry Disability Index for studies of back pain related disability in nurses: Evaluation of psychometric and measurement properties. *International journal of nursing studies*. 2010; 47(5):604–7. <https://doi.org/10.1016/j.ijnurstu.2009.10.013> PMID: 20006330
39. Arbuckle JL. IBM SPSS Amos 22 user's guide. Crawfordville, FL: Amos Development Corporation. 2013.
40. Bangladesh Bureau of Statistics and International Labour Organization, Labour Force Survey (LFS) Bangladesh 2013. 2015, Bangladesh Bureau of Statistics (BBS), International Labour Organization (ILO).
41. Bangladesh Employer's Federation. A handbook on The Bangladesh Labor Act, 2006. ILO Library, 2009.
42. Bangladesh Labour Act. Law 42. 2006.
43. Bangladesh Labour Act. XLII of 2006.
44. BLL. Bangladesh Labour Law, Labour (Amendment). Registered No DA-1. BG Press: 2013; 6455–6485.
45. Siddiqi DM. do Bangladeshi factory workers need saving? Sisterhood in the post-sweatshop era. *Feminist Review*. 2009; 91(1):154–74.
46. ILO Regional Office for Asia and the Pacific. Rsearch note, Regional Economic and Social Analysis Unit (RESA) 2014. Available from: http://www.ilo.org/wcmsp5/groups/public/—asia/—ro-bangkok/documents/publication/wcms_317002.pdf.
47. Islam LN, Sultana R, Ferdous KJ. Occupational Health of the Garment Workers in Bangladesh. *Journal of Environments*. 2014; 1(1):21–24.
48. Ahmed F, Hasan N, Kabir Y. Vitamin A deficiency among adolescent female garment factory workers in Bangladesh. *European journal of clinical nutrition*. 1997; 51(10):698–702. PMID: 9347291
49. Hasnain G, Akter M, Sharafat SI, Mahmuda A. Morbidity patterns, nutritional status, and healthcare-seeking behavior of female garment workers in Bangladesh. *Electronic Physician*, 2014; 6(2):801–7. <https://doi.org/10.14661/2014.801-807> PMID: 25763149
50. Fatema K, Natasha K, Ali L. Cardiovascular risk factors among Bangladeshi ready-made garment workers. *Journal of Public Health in Africa*. 2014; 5(2):104–109. <https://doi.org/10.4081/jphia.2014.373> PMID: 28299130
51. De Silva PV, Lombardo S, Lipscomb H, Grad J, Østbye T. Health status and quality of life of female garment workers in Sri Lanka. *Galle Medical Journal*. 2013; 18(1).1–7. doi: <http://doi.org/10.4038/gmj.v18i1.5510>.
52. Akhter S, Salahuddin A, Iqbal M, Malek A, Jahan N. Health and occupational safety for female workforce of garment industries in Bangladesh. *Journal of Mechanical Engineering*. 2010; 41(1):65–70.

53. Bao S, Winkel J, Shahnavaz H. Prevalence of musculoskeletal disorders at workplaces in the People's Republic of China. *International Journal of Occupational Safety and Ergonomics*. 2000; 6(4):557–74. <https://doi.org/10.1080/10803548.2000.11076472> PMID: 11135685
54. Mehta R. Major Health Risk Factors prevailing in Garment Manufacturing Units of Jaipur. *Journal of Ergonomics*. 2012; 2:102. <https://doi.org/10.4172/2165-7556.1000102>
55. Zohir SC, Paul P. Garment workers in Bangladesh: economic, social and health condition: Bangladesh Unnayan Gobeshona Protishthan; 1996.
56. Bandyopadhyay L, Baur B, Basu G, Haldar A. Musculoskeletal and other health problems in workers of small scale garment industry—an experience from an urban slum, Kolkata. *IOSR Journal of Dental and Medical Sciences*. 2012:23–28. <https://doi.org/10.9790/0853-0262328>
57. Rehman R, Khan R, Surti A, Khan H. An Ounce of Discretion Is Worth a Pound of Wit—Ergonomics Is a Healthy Choice. *PloS one*. 2013; 8(10):e71891. <https://doi.org/10.1371/journal.pone.0071891> PMID: 24204559
58. Aghili MM, Asilian H, Poursafa P. Evaluation of Muskuloskeletal Disorder in Sewing Machine Operators of a Shoe Manufacturing Factory in Iran. *International Journal of Industrial Ergonomics*. 2012; 62(3): S20–5.
59. Lemasters G, Atterbury M, Booth-Jones A, Bhattacharya A, Ollila-Glenn N, Forrester C, et al. Prevalence of work related musculoskeletal disorders in active union carpenters. *Occupational and environmental medicine*. 1998; 55(6):421–7. <https://doi.org/10.1136/oem.55.6.421> PMID: 9764103
60. Burdorf A, Sorock G. Positive and negative evidence of risk factors for back disorders. *Scandinavian journal of work, environment & health*. 1997; 23(4):243–56. <https://doi.org/10.5271/sjweh.217>
61. Bell JA, Burnett A. Exercise for the primary, secondary and tertiary prevention of low back pain in the workplace: a systematic review. *Journal of occupational rehabilitation*. 2009; 19(1):8–24. <https://doi.org/10.1007/s10926-009-9164-5> PMID: 19219537
62. Gabbe BJ, Finch CF, Bennell KL, Wajswelner H. How valid is a self reported 12 month sports injury history? *British journal of sports medicine*. 2003; 37(6):545–547. <https://doi.org/10.1136/bjsm.37.6.545> PMID: 14665599
63. Moshiro C, Heuch I, Astrom A, Setel P, Kvale G. Effect of recall on estimation of non-fatal injury rates: a community based study in Tanzania. *Injury prevention*. 2005; 11(1):48–52. <https://doi.org/10.1136/ip.2004.005645> PMID: 15691990